





# Injury Free Coalition for Kids®

**A MOMENT OF MINDFULNESS IN TRAUMA CARE-  
WHAT DOES THE HARTFORD CONSENSUS TELL US  
ABOUT OUR COLLECTIVE APPROACH TO FIREARM  
VIOLENCE, CONFLICT AND BURNOUT?**

TRAUMA CONFERENCE  
Childrens Hospital of the Kings and  
Daughters- 5/2018

Michael P. Hirsh, MD, FACS, FAAP  
Professor of Surgery and Pediatrics, UMass Medical School  
Co- Principal Investigator, Injury Free Coalition of Worcester  
Chairman, Worcester District Medical Society Committee on Public Health  
Medical Director, Central Massachusetts Regional Public Health Alliance  
Member, MMS Public Health Committee



## NO DISCLOSURES



▶ "Mo  
King  
Am  
nea  
- Ma


HO



© AP





ON AN AVERAGE DAY,  
**91** AMERICANS ARE  
KILLED WITH GUNS

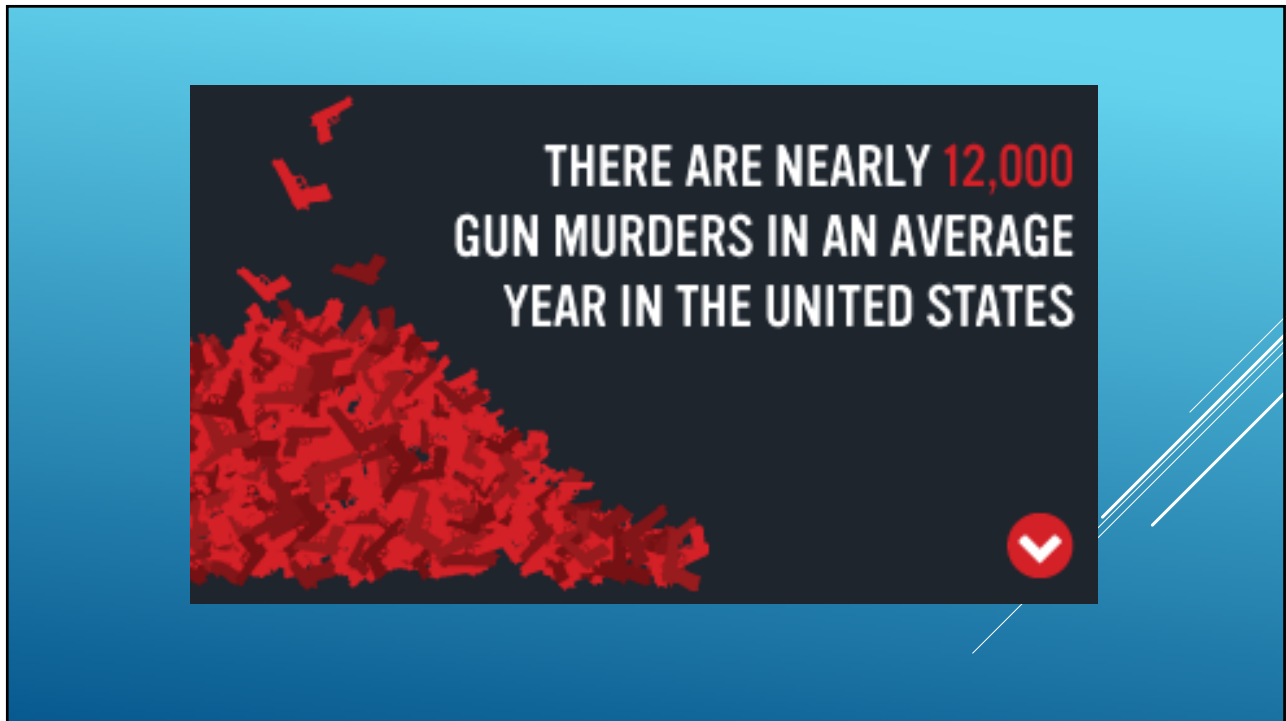
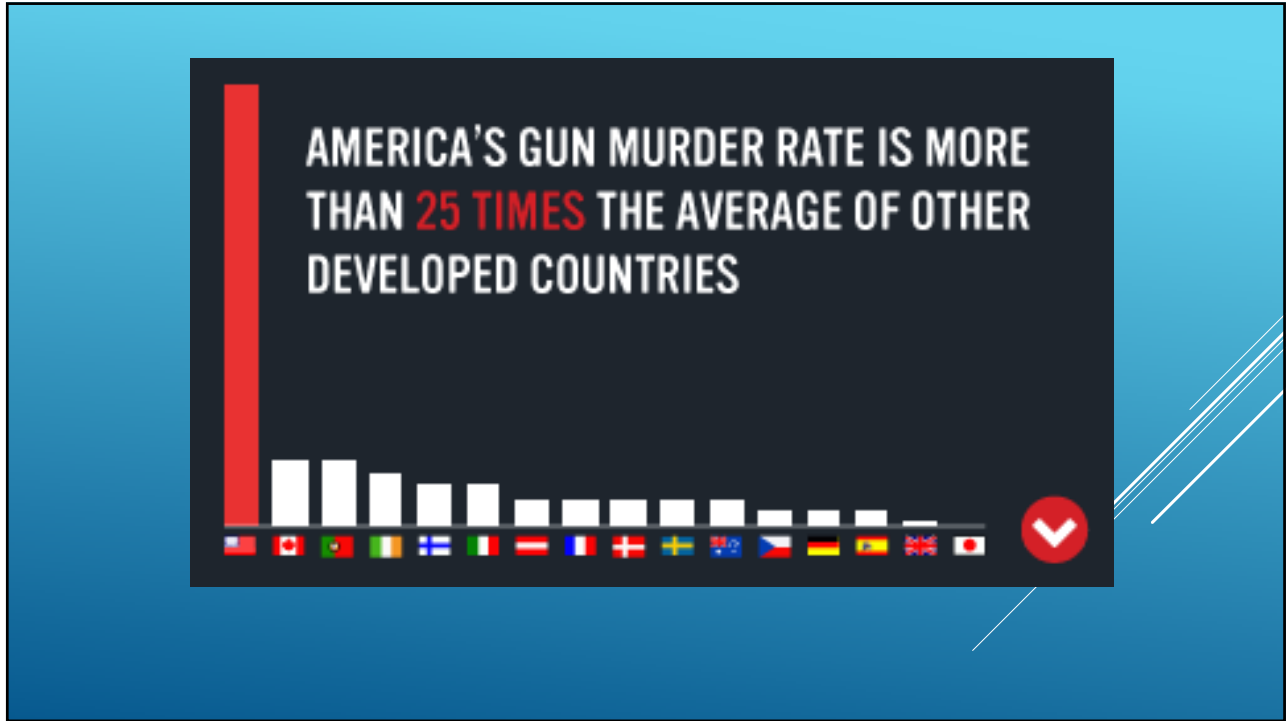


This infographic features a dark blue background with a grid of faint human silhouettes. The text is centered in white, with the number '91' highlighted in red. A red checkmark icon is located in the bottom right corner of the graphic area.

**SEVEN** CHILDREN  
AND TEENS ARE  
KILLED WITH GUNS  
IN THE US ON AN  
AVERAGE DAY



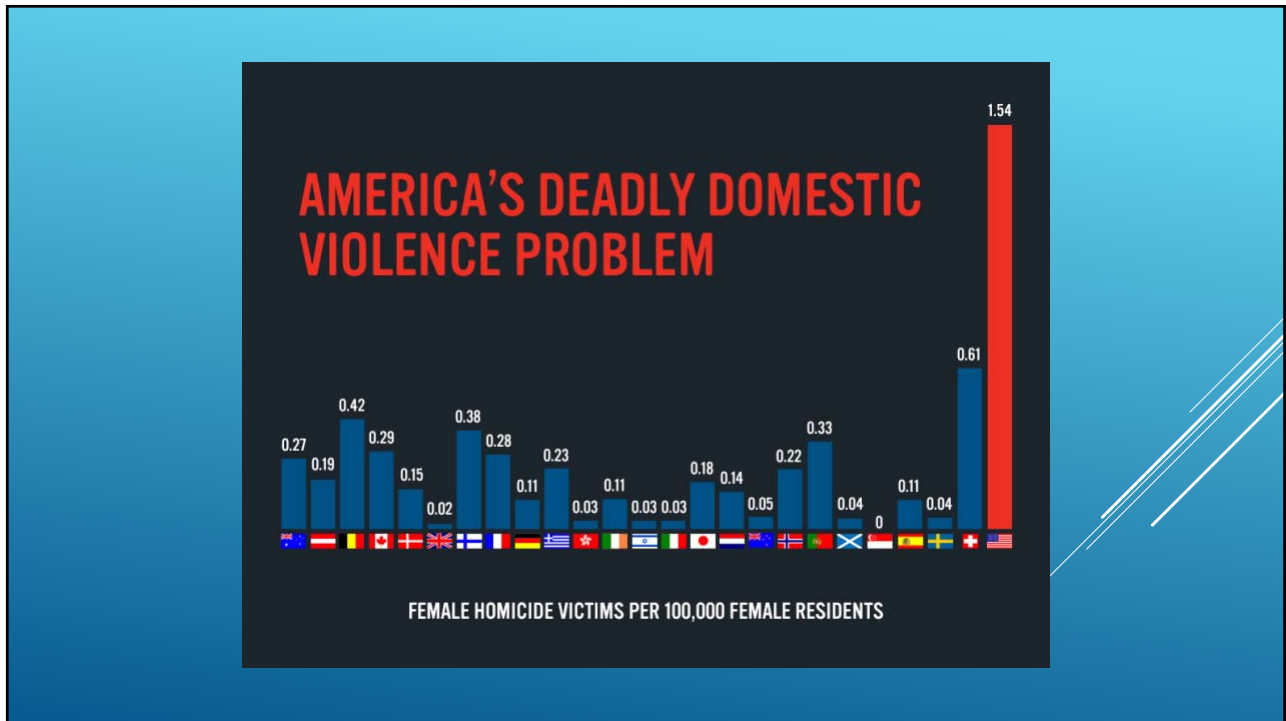
This infographic features a dark blue background with a stylized house icon. The house has a red window on the upper floor where a stick figure is visible. A car icon is positioned to the left of the house. The text is centered in white, with the word 'SEVEN' highlighted in red. A red checkmark icon is located in the bottom right corner of the graphic area.



BLACK MEN ARE **10 TIMES** MORE LIKELY THAN WHITE MEN TO BE MURDERED WITH GUNS

10X


↓







THE PRESENCE OF A GUN  
IN A DOMESTIC VIOLENCE  
SITUATION INCREASES  
THE RISK OF THE WOMAN  
BEING MURDERED BY  
**FIVE TIMES**

**5X**



**64% OF FIREARM DEATHS  
IN THE US ARE SUICIDES**

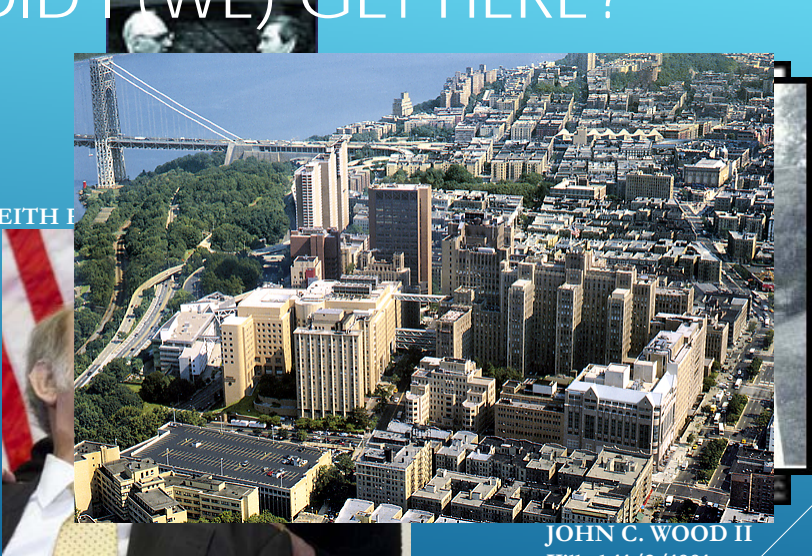




**TWICE AS MANY  
AMERICANS ARE  
INJURED WITH  
GUNS AS KILLED  
WITH THEM.**

A graphic on a dark blue background. On the left is a white ambulance icon with a red cross and a red light on top. On the right is the text "TWICE AS MANY AMERICANS ARE INJURED WITH GUNS AS KILLED WITH THEM." in white and red. A small red circle with a white checkmark is in the bottom right corner.

# HOW DID I (WE) GET HERE?



KEITH P

**JOHN C. WOOD II**  
Killed 11/2/1981

**JIM AND SARAH BRADY**

An aerial photograph of a city with a suspension bridge in the background. A portrait of a man is overlaid on the left side. Text is overlaid on the image.

# GOODS FOR GUNS- A MODEL GUN BUYBACK PROGRAM



Walter Reed, MD-  
"Builder of the  
Panama Canal"



**LETHAL MEANS REDUCTION**




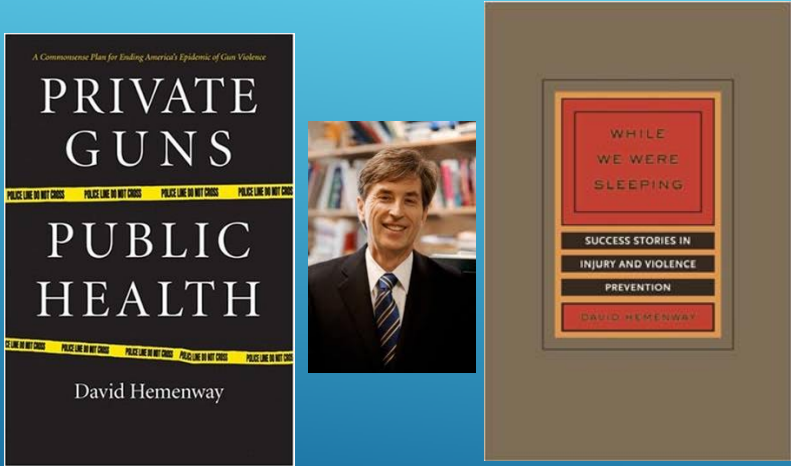
## THE ABCS OF INJURY PREVENTION

- A = Analyze the data
- B = Build a Coalition
- C = Communicate the problem
- D = Develop the interventions
- E = Evaluate the program



- ▶ Look at the stonecutter hammering away at his rock, perhaps a hundred times without so much a crack showing in it. Yet at the 101st blow it will split in two, and I know it was not the last blow that did it, but all that had gone before.





The image displays two book covers and a portrait of David Hemenway. The left book cover is titled "PRIVATE GUNS PUBLIC HEALTH" with the subtitle "A Commemorative Plan for Ending America's Epidemic of Gun Violence" and the author's name "David Hemenway". The right book cover is titled "WHILE WE WERE SLEEPING" with the subtitle "SUCCESS STORIES IN INJURY AND VIOLENCE PREVENTION" and the author's name "DAVID HEMENWAY". A portrait of David Hemenway, a man in a suit and tie, is positioned between the two book covers.

**DAVID HEMENWAY, PhD**  
**HARVARD SCHOOL OF PUBLIC HEALTH**



**31,347**  
total number of Americans killed by guns in 2009

**11,493**  
number of homicides involving a gun in 2009

**18,735**  
suicides in the United States involving a firearm in 2009

**66,769**  
nonlethal gunshot wounds in America in 2009

**10.3** = deaths by gun per 100k in US

red states on average have the most deaths from gun violence

firearm deaths are lower in states with strict gun control.

**270 million** guns in America

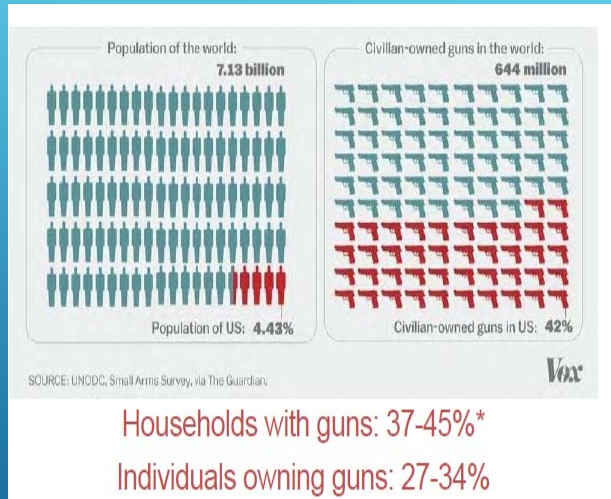
that's equal to roughly 90 guns for every 100 people

<http://bit.ly/controlguns>

care2

Dialogue4Health

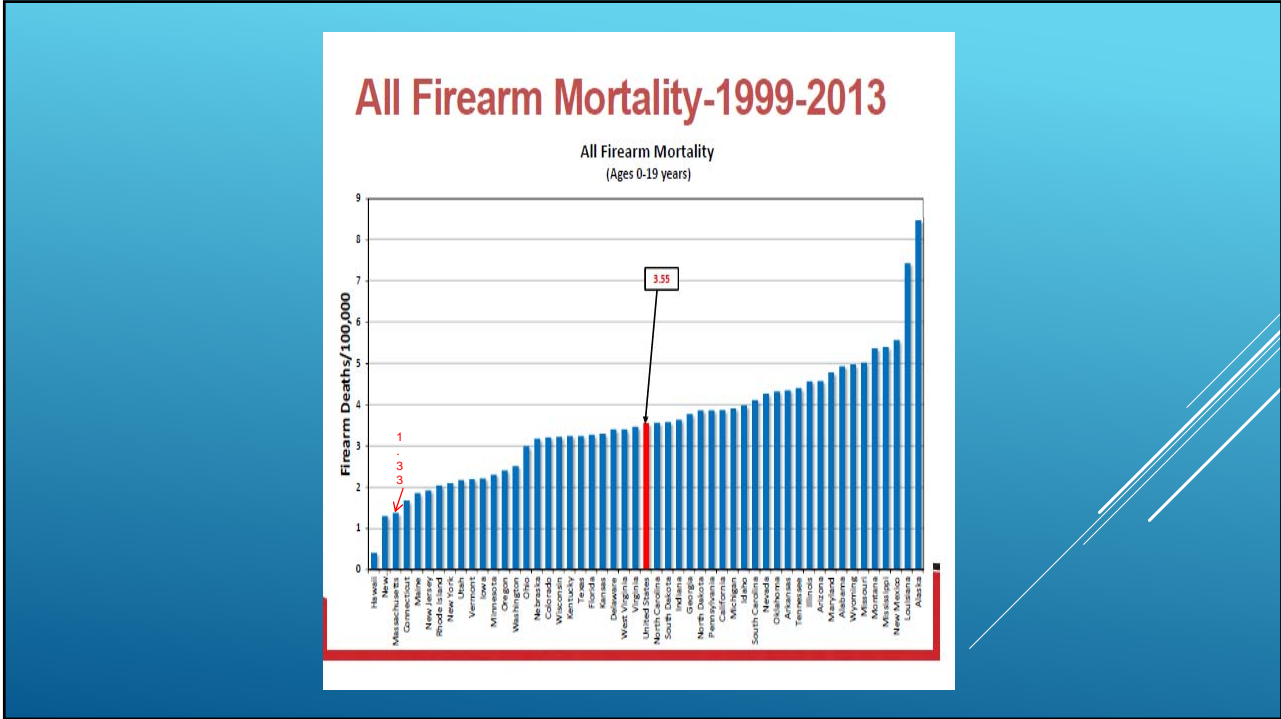
PUBLIC HEALTH INSTITUTE



## FIREARM AND NON-FIREARM HOMICIDE RATES PER 100,000

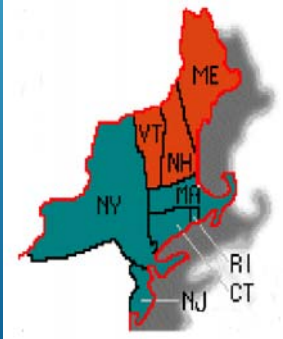
Nation	Firearm Homicide Rate	Non-Firearm Homicide Rate	Total Homicide Rate	Percentage of Households with Guns
United States	3.1	1.5	4.6	35%
United Kingdom	0.1	1.3	1.4	7%
Canada	0.6	1.2	1.8	24%
Australia	0.1	1.3	1.4	15%
New Zealand	0.2	0.9	1.1	23%

Sources: UK: UCR 2009, norc.org (2006)  
 UK: UNODC 2008; Small Arms Survey 2007  
 Canada: Beattie 2009, Royal Canadian mounted Police 2010  
 Australia: AU Bureau of Statistics 2009; Small Arms Survey 2007  
 New Zealand: UNODC 2008; Small Arms survey 2007



## New Partnerships for Firearm Safety

- Firearm ownership and death rates vary widely across states in the Northeast.
- Firearm instructors disseminate information to new gun owners and may be valuable injury prevention partners.



**% of Households with Firearms**

VT 44%

ME 40%

NH 31%

NY 19%

CT 18%

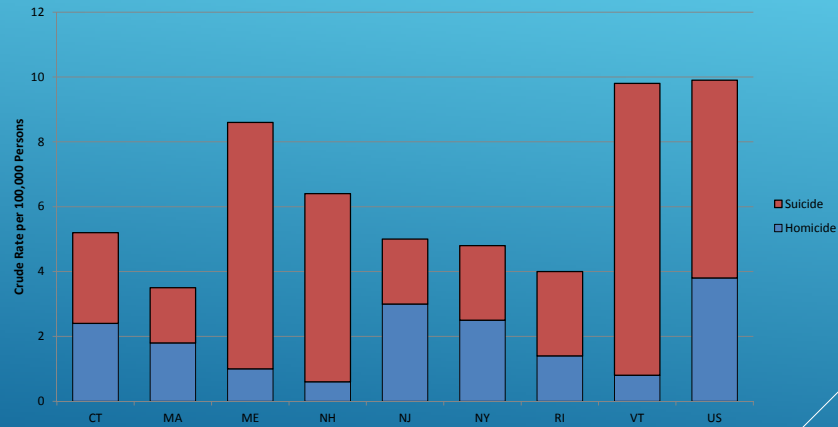
RI 12%

NJ 11%

MA 11%

(2004 BRFSS)

### FIVE YEAR AVERAGE ANNUAL CRUDE SUICIDE AND HOMICIDE FIREARM DEATH RATES, NORTHEASTERN STATES, 2007-2011\*



\*NH data are 2005-2009

## Professional Groups & Parents Agree

- AAP, EAST, ACP, and others recommend **counseling parents about risks and benefits** of keeping firearms in the home
- Majority of gun-owning parents feel this counseling is appropriate



AAP says three most important IP ?'s= CPS, Smoke alarms, Guns

## Safe Storage Options



gun safe  
\$100-\$2000



lock box  
\$25-\$100



Trigger lock




\$4-\$30 cable lock

Photo credit: University of Michigan Injury Center

Violence Prevention Initiative

The Children's Hospital of Philadelphia



**Appeals Court Strikes Down Florida Law Banning Doctors From Asking Patients About Guns**

**The controversial “Docs vs. Glocks” law violated doctors’ free-speech rights.**

**By Kim Bellware- Huffington Post**  
**2/16/17**

Doctors in Florida can legally counsel patients about gun risks under a federal appeals court ruling that strikes down the state’s controversial “Docs vs. Glocks” gun law.

The 11th Circuit Court of Appeals in Atlanta ruled Thursday that Florida’s National Rifle Association-backed law violated doctors’ First Amendment rights.



# PATIENT CONVERSATIONS ABOUT FIREARMS

[www.massmed.org](http://www.massmed.org)

1. Firearm Safety as a Public Health Issue
2. Laws Concerning Gun Ownership
3. Practical Advice for Patients
4. Guidance on Patient Privacy
5. How to Begin the Conversation
6. Clinical Scenarios

## OVERVIEW OF THE DIFFICULT CONVERSATION HOW-TO KIT



## GUNSENSE TOOLKIT

Can we supply physicians with the answers and tools they need if they take the time to ask?

- 1) Trigger Lock/Gunsafe
- 2) Gun Buyback
- 3) Gun safety training
- 4) Local PD Pickup service
- 5) Other Storage Initiatives
- 6) Quick referrals for the depressed or angry patient

## AMERICAN TRAUMA SOCIETY SURVEY OF TRAUMA CARE PHYSICIANS

**Table 7.** Sources of Stress Expressed by Trauma Surgeons

Source of stress	%
Work hours	91
Multitasking	91
Sleeplessness	82
Inadequate recognition	78
Inadequate financial reward	77
Government regulations	77
Litigiousness	73
Unfair treatment by superior	53
Lack of satisfaction	34

## Distress and Career Satisfaction Among 14 Surgical Specialties, Comparing Academic and Private Practice Settings

Charles M. Balch, MD,\* Tait D. Shanafelt, MD,† Jeffrey A. Sloan, PhD,† Daniel V. Satele, BS,\* and Julie A. Freischlag, MD\*

- ▶ TABLE 1. Distress Incidence and Career Satisfaction Among 14 Surgical Subspecialties
- ▶ **Burnout (%)**
- ▶ **Trauma (81.6)** Vascular (44) Urologic (43) ENT\* (41.3) General (41) Transplant (40) Colorectal (39.7) Neurologic (38) Plastic (37)
- Surg Oncology (36) Cardiothoracic (35) Obs/Gyn (34) Orthopedic (32) Pediatric (31)
- ▶ **Screen + Depression (%)**
- Transplant (37) Cardiothoracic (34.5) **Trauma (34)**
- General (33) Vascular (30) Urologic (29) Colorectal (28.6) Plastic (28.4) Pediatric (28)
- Surg Oncology (24) ENT\* (23) Neurologic (21) Orthopedic (20.8) Obs/Gyn (20)
- ▶ **Low Mental QOL (%)**
- Trauma (37)** Transplant (31) General (29.6) Cardiothoracic (29.3) Colorectal (29.2) Vascular (29.1) Obs/Gyn (27.5) Pediatric (27.3) Plastic (27) **Urologic (26.3)**
- Surg Oncology (26.2) Neurologic (25) ENT\* (21) Orthopedic (20)
- ▶ **Would Become a Surgeon Again (% who replied "No")**
- Vascular (36) Plastic (33) General (32) Colorectal (31) ENT\* (30.5) Neurologic (28)
- Cardiothoracic (27.5) **Trauma (27)** Urologic (26) Surg Oncology (25)
- Obs/Gyn (22) Orthopedic (20) Transplant (16) Pediatric (15.6)
- ▶ **Recommend to their Children to Become MDs (% who replied "No")**
- Vascular (54) General (53) Cardiothoracic (49) Plastic (48) Urologic (47.6)
- Obs/Gyn (47) Colorectal (46) ENT\* 45.5) Neurologic (44) Orthopedic (44)
- Trauma (42)** Surg Oncology (40.5) Transplant (38) Pediatric (33)

## THE EVOLUTION OF B-CON- THE HARTFORD CONSENSUS

- ▶ Dr. Lenworth Jacobs of UCONN Trauma Center, invites the ACS COT to gather in Hartford in 2015 to develop a concerted response to the scourge of Gun Violence.
- ▶ 143 members attended
- ▶ 45% were gun owning trauma surgeons
- ▶ No consensus on a position on gun violence could be achieved- not on background checks, assault weapons, magazine size, or physician responsibility to counsel on gun safety



Everyone wants BC

Everyone needs BC

- ▶ First responders
- ▶ Municipal worker
- ▶ Factory workers
- ▶ School officials
- ▶ Mosques
- ▶ Synagogues
- ▶ ???kids of all age
- ▶ John Q. PUBLIC??



OOM!!!!

???





**If the active shooter is nearby:**

- Lock the door
- Silence your cell phone and/or pager
- Turn off any source of noise (i.e., radios, televisions)
- Hide behind large items (i.e., cabinets, desks)
- Remain quiet

**If evacuation and hiding out are not possible:**

- Remain calm
- Dial 911, if possible, to alert police to the active shooter's location
- If you cannot speak, leave the line open and allow the dispatcher to listen



THESE???

Or This?

AFTER YOU ASK- WHAT DO YOU DO IF THE  
ANSWER IS –  
“I HAVE UNWANTED OR UNSECURED  
FIREARMS”?

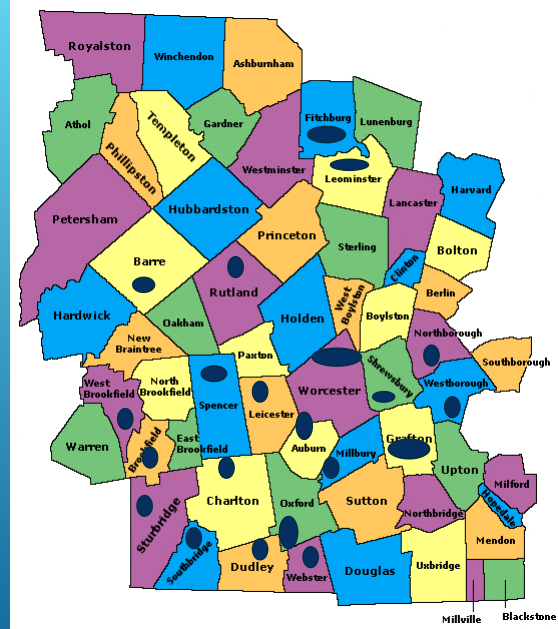
HOW ABOUT A PLACE  
TO DISPOSE OF THOSE WEAPONS?

GUN BUYBACKS CAN BE THAT PLACE!!!



WORCESTER COUNTY  
TOWNS (21)

- Auburn\*
- Barre\*
- Charlton\*
- Dudley\*
- Fitchburg\*
- Grafton\*
- Leicester\*
- Sturbridge
- West Brookfield
- Brookfield
- Leominster\*
- Millbury\*
- Oxford\*
- Rutland\*
- Southbridge\*
- Spencer\*
- Webster\*
- Worcester\*
- Shrewsbury
- Westboro
- Northboro

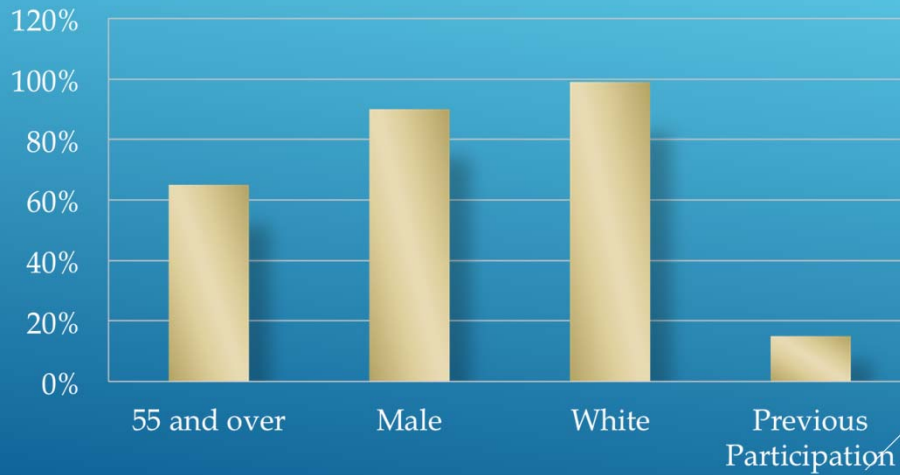


GOODS FOR GUNS 2002-2017

Year	Long Guns	Revolvers	Semi-Auto Long/Short	Replica Guns	Total Guns	Total Cost	\$/Gun
2002	67	111	72	0	250	\$12,625	\$50.50
2003	37	116	91	0	244	\$13,550	\$55.53
2004	71	135	99	0	305	\$15,950	\$52.30
2005	43	77	86	0	206	\$11,375	\$55.22
2006	64	77	130	0	271	\$15,200	\$56.09
2007	63	80	74	0	217	\$11,125	\$51.27
2008	27	49	51	0	127	\$ 6,950	\$54.72
2009	72	93	76	0	241	\$12,150	\$50.41
2010	61	69	65	0	195	\$9,850	\$50.51
2011	48	40	25	0	113	\$5,075	\$44.91
2012	20	50	72	0	142	\$8,400	\$56.16
2013	26	16	43	0	85	\$4,675	\$55.00
2014	4	61	45	0	110	\$6,525	\$59.93
2015	116	122	51	51	340	\$14,100	\$41.47
2016	79	102	46	41	268	\$11,550	\$43.10
2017	96	71	43	51	261	\$10,450	40.04
Totals:	894	1269	1069	143	3375	\$169,500	\$50.24



### Demographics Of Survey Participants 2015 (n=109)



<b>Don't need it</b>	<b>48%</b>
<b>Afraid kids would get it</b>	<b>14%</b>
<b>Safety</b>	<b>8%</b>
<b>Need gift cards</b>	<b>7%</b>
<b>Family member request</b>	<b>5%</b>
<b>Other</b>	<b>5%</b>
<b>Can't store it</b>	<b>5%</b>
<b>Afraid of guns</b>	<b>3%</b>
<b>Don't know how to use it</b>	<b>2%</b>
<b>Afraid used against me</b>	<b>1%</b>
<b>Bad experience</b>	<b>1%</b>

2009-2014 G4G  
Survey results-  
"Why Bring I  
Weapons In"

## FIREARM VIOLENCE, CHILDREN, MENTAL HEALTH AND REMAINING FIREARMS

22% knew of someone who was a victim of firearm violence

- 83% of participants knew someone who possessed a gun in their home/vehicle.
- 62% reported guns remaining in their homes
- 21% of respondents with remaining firearms stated that children could potentially access



## COMMON CRITICISMS OF THE GUN BUYBACK

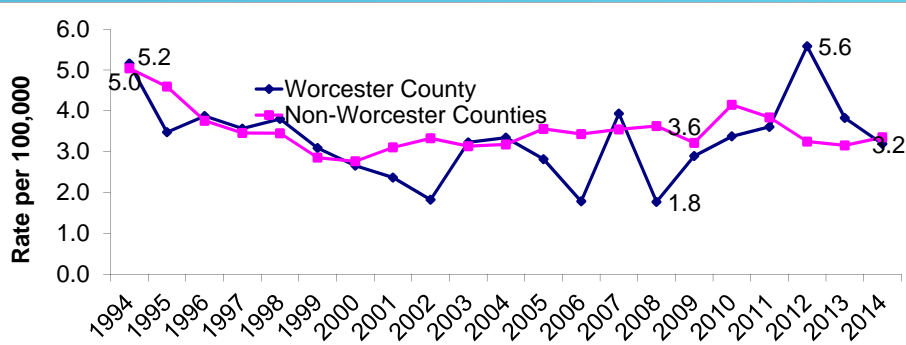
- ▶ They do not reduce crime
- ▶ They do not fetch guns from criminals or gang members
- ▶ They are not cost-effective
- ▶ They do not retrieve the weapons of interpersonal destruction
- ▶ They challenge 2<sup>nd</sup> Amendment rights

GUN BUYBACKS

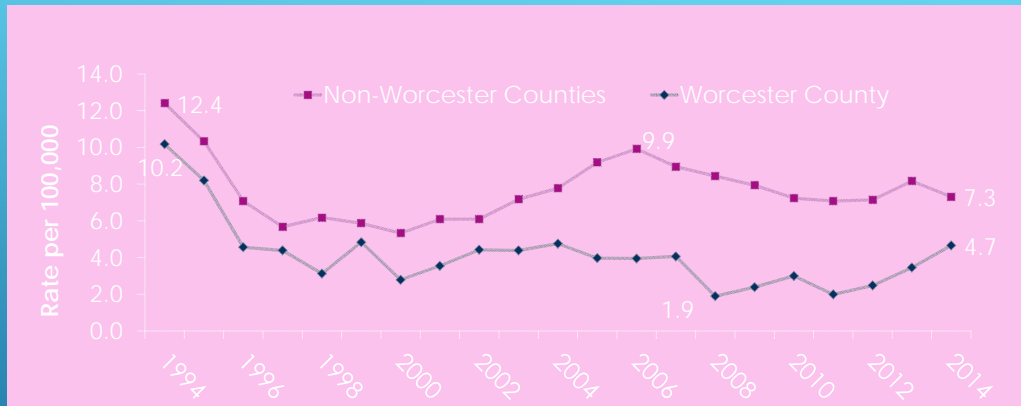


Comparison of Incidence of Penetrating Trauma by MA City per 1,000 population January- July 2014 and 2015

City	Population	Cases Reported Jan-Jul 2014	Incidence Jan-July 2014	Cases Reported Jan-Jul 2015	Incidence Jan-Jul 2015
Boston	617,594	165	0.27	188	0.30
Brockton	93,810	48	0.51	35	0.37
Fall River	88,857	33	0.37	26	0.29
Lawrence	76,377	38	0.50	30	0.39
Lowell	106,519	37	0.35	18	0.17
Lynn	90,329	18	0.20	17	0.19
New Bedford	95,072	43	0.45	25	0.26
Springfield	153,060	79	0.52	93	0.61
Worcester	181,045	35	0.19	26	0.14



FIREARM FATALITIES 1994-2014



## NONFATAL FIREARM INJURIES, 1994-2014

### Worcester crime | 2011-2016

	2011	2012	2013	2014	2015	2016	Change 2015-16	5 year avg.	2016 compared to 5-year avg.
<b>Incidents</b>	125,780	120,910	126,945	134,349	130,298	136,343	+4.6%	127,071	+6.7%
<b>Arrests</b>	7,174	6,785	7,385	8,124	6,254	5,964	-4.6%	7,367	-16.5%
<b>Violent Crime</b>									
Homicide	10	9	9	7	8	8	none	9	-1%
Aggravated assaults	758	709	711	742	689	718	+4.1%	722	-0.5%
Shootings incidents	20	21	29	38	31	26	-16.1%	28	-2%
Shooting victims	24	24	31	47	40	30	-25%	33	-3%
Stabbings/slashings	147	108	130	129	114	112	-1.7%	126	-10.9%
Robbery	447	444	516	460	424	434	+2.4%	458	-5.3%
<b>Property crime</b>									
Breaking and entering	2,307	2,281	2,178	1,648	1,378	1,529	+11%	1,958	-21.9%
Motor vehicle theft	628	571	456	455	463	552	+19.2%	515	+7.3%
Larceny from MV	1,663	1,665	1,604	1,479	1,434	1,433	-0.07%	1,569	-8.7%
Vandalism	2,028	1,949	1,884	1,760	1,571	1,656	+5.4%	1,838	-9.9%
<b>Other</b>									
Disorderly conduct	18,373	18,250	19,001	19,434	18,372	18,464	+0.5%	18,686	-1.2%
Noise disturbances	4,276	4,213	4,040	4,155	4,138	4,854	+17.3%	4,164	+16.6%
Traffic accidents	8,222	8,291	8,410	8,770	8,983	9,375	+4.4%	8,535	+9.8%

Source: Worcester Police Department

DON LANDGREN JR./T&G STAFF

## WHY SUCH A SAFE WORCESTER COUNTY?

WPD Chief Gemme (now Sargent) pointed to a multi-pronged approach to Gun Violence

- ▶ 1) Treat all gun incidents with the same resources as a homicide would engender
- ▶ 2) Technology innovation- "ShotSpotter" to identify shooting incidents
- ▶ 3) Use discretionary powers of his office to be highly selective in the allotment of gun owner permits
- ▶ 4) Community Police/Gang Task Force efforts
- ▶ 5) Work with DA Early and Judges to impose heavy sentences on gun brandishers
- ▶ 6) Support the gun buyback
- ▶ 7) Encourage physicians/med students to ask about the status of gun ownership/storage/access in the home



# CHIP



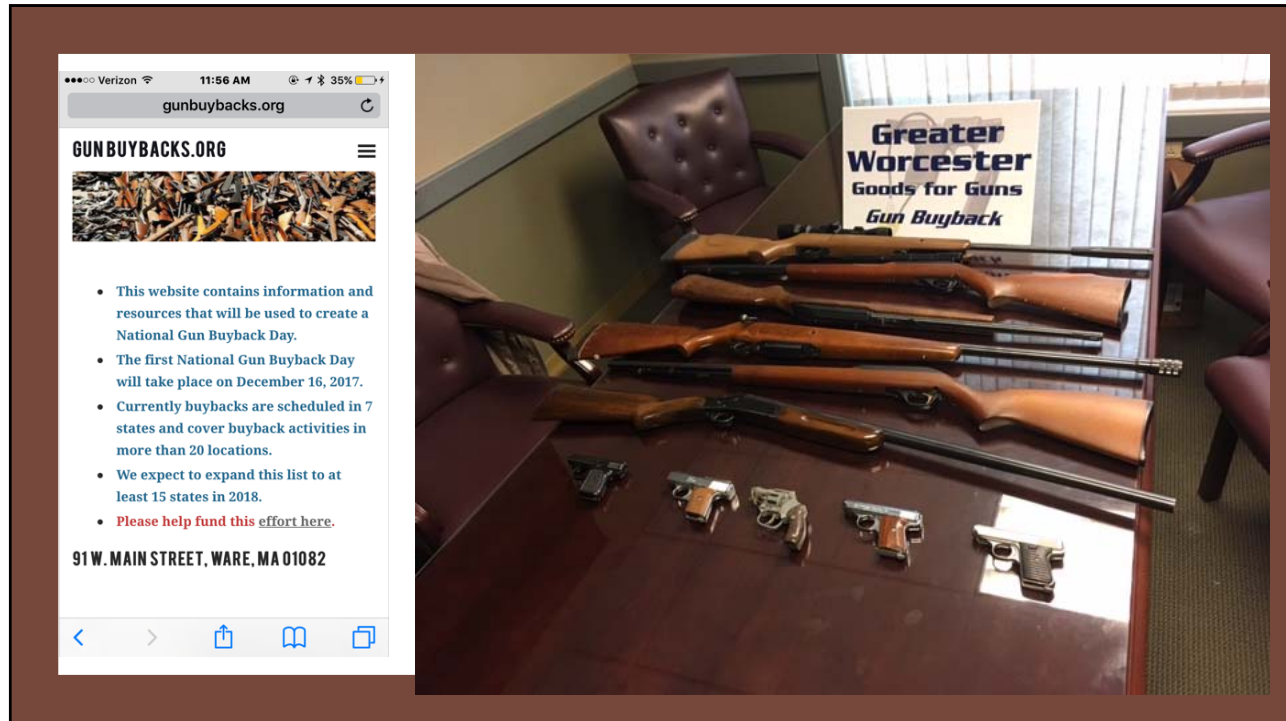
MOM'S DREAM QUILT  
UMASS MEDICAL SCHOOL  
FEBRUARY 2015



# FUTURE PROJECTS GOODS FOR GUNS

- ▶ Get Results from our Ma. Poll on how many Docs are asking
- ▶ Get all 4 Med Schools to agree to teach about the ASK as part of the History and Physical
- ▶ GO STATEWIDE
- ▶ GO REGIONAL
- ▶ GO NATIONAL
- ▶ NATIONAL GUN BUYBACK DAY





### NATIONAL GUN BUYBACK DAY TOTALS 12/16/2017

The list of Gun buybacks Sites  
For 12/15/18- Remember Newtown on  
Its 6<sup>th</sup> Anniversary

Connecticut- New Haven/Hartford

Massachusetts- Boston/ Greater Worcester

Rhode Island- Providence

California- San Francisco

Next year- Pledges from ME, VT, NH

KC, NYC, ST. LOUIS, PHOENIX, MINNEAPOLIS, PITTSBURGH, SPRINGFIELD, MA ALL HAVE EXPRESSED INTEREST  
HOW ABOUT THE WHOLE OF THE IFC NETWORK?????




## SO WHAT IS OUR ADVOCACY AGENDA????

- ▶ UNIVERSAL BACKGROUND CHECKS WITHOUT LOOPHOLES FOR GUNSHOPS OR PRIVATE SALES
- ▶ MANDATORY THREE DAY WAITING PERIOD FOR GUN SALES
- ▶ INVESTMENT IN THE BACKGROUND CHECK SYSTEM TO ENSURE THE DATA IN THE DATABASE IS UP TO DATE AND ACCURATE
- ▶ REDUCTION OF ACCESS TO ASSAULT WEAPONS WITHOUT SPECIAL CIRCUMSTANCES
- ▶ LIMITS ON MAGAZINE SIZES TO 10 BULLETS OR LESS
- ▶ REGULATION OF ONLINE PURCHASE OF AMMUNITION
- ▶ INCREASED PHYSICIAN SCREENING AND COUNSELING REGARDING FIREARM SAFETY
- ▶ INCREASED FUNDING INTO MENTAL HEALTH SERVICES INCLUDING SUICIDE PREVENTION
- ▶ INCREASED LIMITATIONS TO THE MENTALLY ILL WHO DEMONSTRATE "DANGEROUSNESS" TO THEMSELVES OR OTHERS TO POSSESS FIREARMS
- ▶ INCREASED ABILITY FOR THE DISARMAMENT OF WORRISOME INDIVIDUALS AS IDENTIFIED BY FAMILY MEMBERS, NEIGHBORS, EMPLOYERS, NEIGHBORS
- ▶ A ROBUST CDC FUNDED FIREARM INJURY AND VIOLENCE RESEARCH PROGRAM TO INVESTIGATE THE IMPACT OF THE VARIOUS INTERVENTIONS ABOVE







John C. Wood II Memorial Foundation  
To Free Communities From Gun Violence

John C. Wood II was a surgical resident at Columbia-Presbyterian Hospital in New York City when he was shot to death in a street-corner robbery after he left the hospital to buy a snack for his pregnant wife.

His death was random, inexplicable and tragic. But it was not uncommon. Since November 2, 1981, the day John Wood was killed, more than 400,000 Americans have died because someone committed a senseless act of violence with a gun.



The John C. Wood II Memorial Foundation is led by community-based physicians whose careers are dedicated to improving the lives of their patients through defining and responding to health risks. Because gun violence is the major cause of 20,000+ suicides, 12,000+ homicides and 75,000 non-fatal injuries each year, gun violence is a serious risk to health.

Please join us to free our communities from the health risk of gun violence

<https://www.woodfdn.org>

### Things to watch for in 2018

- Follow the Money
- And the Youth Shall Lead us

NATIONAL  
FBI investigating whether Russia  
NRA to help Trump  
BY PETER STONE AND GREG C

ggordon@mcclatchydc.com

January 18, 2018 05:00 AM

Updated January 23, 2018 07:43 PM



